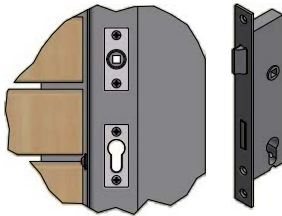


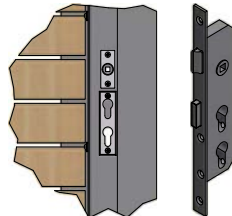
Data sheet EN 343 - Locks and handles for leaf gates

Urban Systems

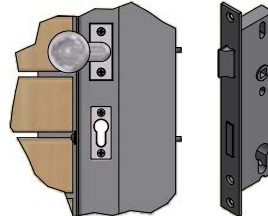
Mortise lock (N1, N2)



Double lock (N1, N2)

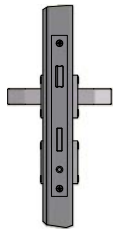


Panic lock (N1, N2)



Handle variants for mortise locks and double locks:

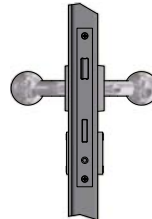
Handle (standard)
- can be moved on both sides



Ball handle
- fixed / moving on outside
Handle
- can be moved on the inside



Ball handle
- can be moved on both sides
- fixed on the outside & can be moved on the inside

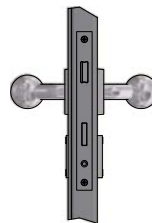


Handle variants for panic locks:

Ball handle - fixed on the outside
Handle - can be moved on the inside

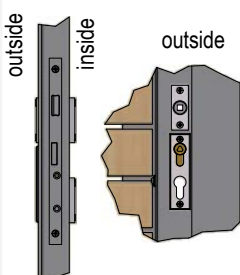


Ball handle
- fixed on the outside
- can be moved on the inside

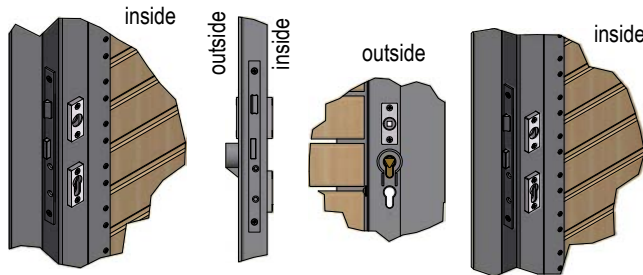


Double lock options:

Double lock with triangle cam for refuse collection



Double lock with triangle cam for fire brigade access



Product description:

Fittings: Fixed handle / ball handle – movable, anodized aluminium

Rosettes: Anodized aluminium

Profile cylinder length with Classification 30/30

Standard mortise lock: DIN left/right reversible

Mortise lock with double PC: DIN left/right

Mortise lock with panic function: DIN left/right reversible

Triangle cam for refuse collection: 8 mm

Triangle cam for fire brigade access: 17 mm, with welded-on retaining ring

